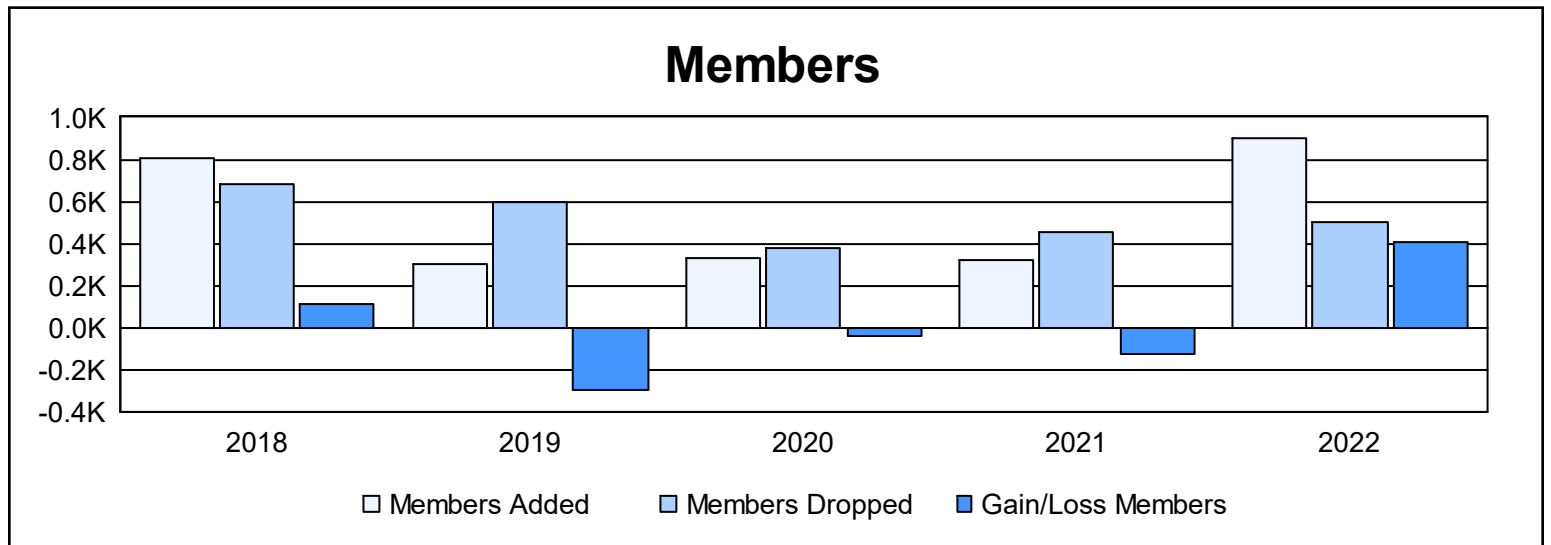
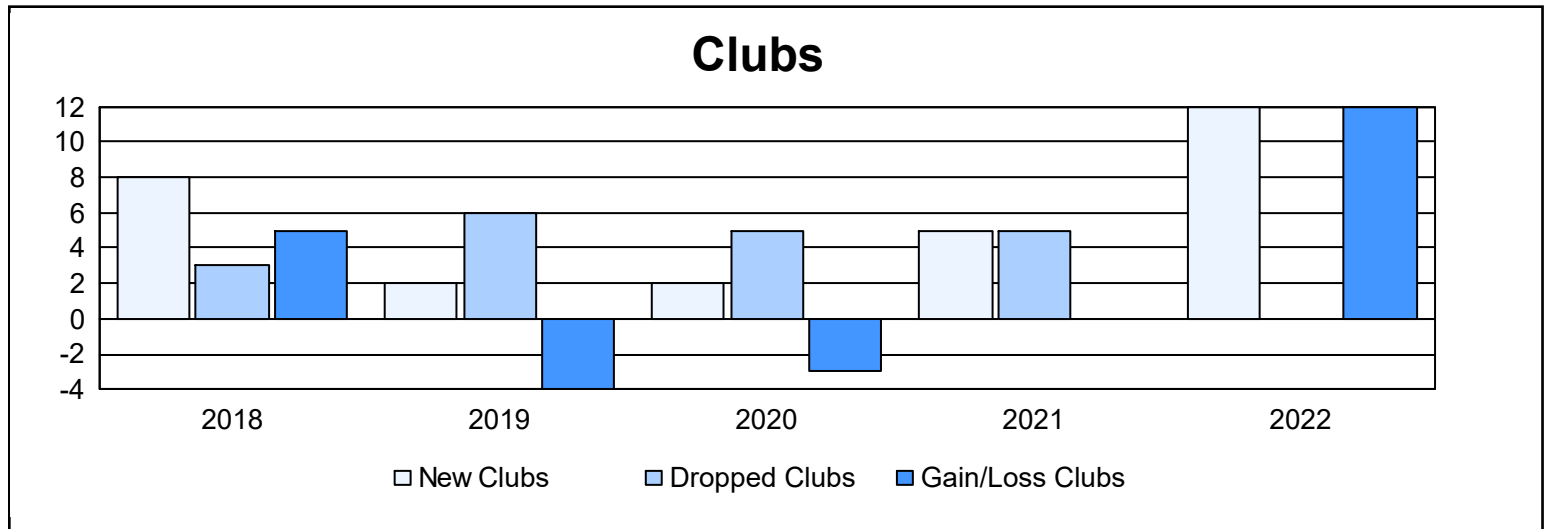
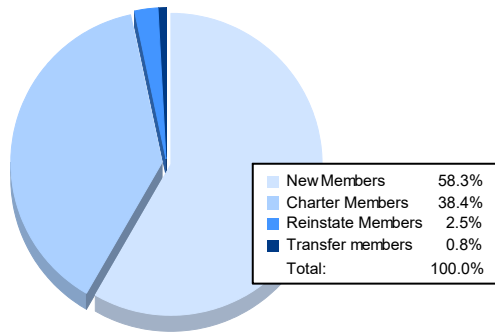


| Year | New Clubs | Dropped Clubs | Gain/ Loss Clubs | New Members | Charter Members | Reinstate Members | Transfer Members | Total Member Added | Total Members Dropped | Gain/ Loss Members |
|----------------|-----------|---------------|------------------|-------------|-----------------|-------------------|------------------|--------------------|-----------------------|--------------------|
| 2017-2018 | 8 | 3 | 5 | 395 | 233 | 159 | 15 | 802 | 686 | 116 |
| 2018-2019 | 2 | 6 | -4 | 121 | 91 | 68 | 19 | 299 | 597 | -298 |
| 2019-2020 | 2 | 5 | -3 | 197 | 79 | 56 | 1 | 333 | 375 | -42 |
| 2020-2021 | 5 | 5 | 0 | 148 | 138 | 14 | 23 | 323 | 453 | -130 |
| 2021-2022 | 12 | 0 | 12 | 526 | 346 | 23 | 7 | 902 | 497 | 405 |
| Average | 6 | 4 | 2 | 277 | 177 | 64 | 13 | 532 | 522 | 10 |



Membership Composition June 2022 Cumulative



Gender Composition June 2022 Cumulative

